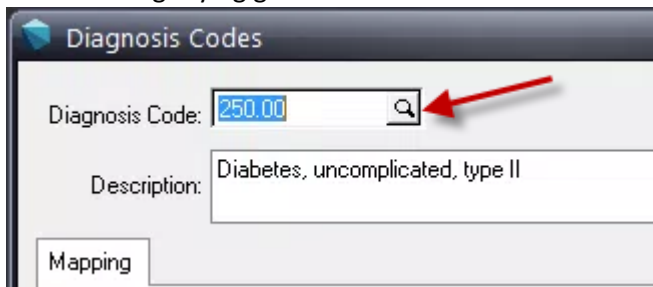


Registering IMO (ICD-10 Lookup)

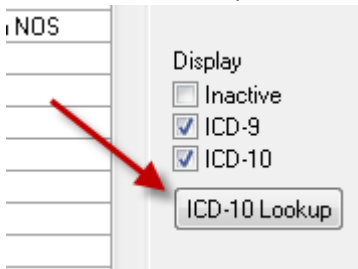
1. Click 'Lists' -> 'Diagnosis Codes'



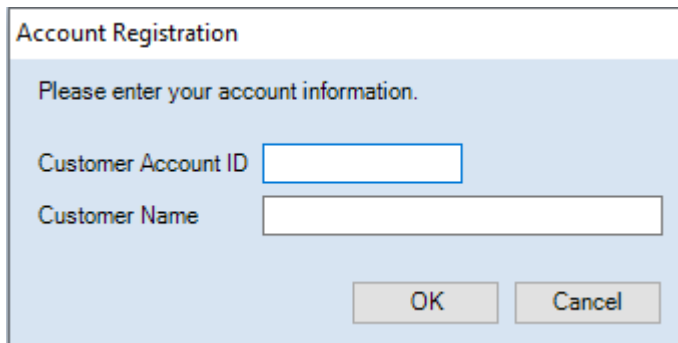
2. Click the magnifying glass icon



3. Click 'ICD-10 Lookup' on the next window



4. Enter the Customer Account ID and Customer Name as you received it from AZCOMP



A screenshot of the 'Account Registration' dialog box. It contains the text 'Please enter your account information.' and two input fields: 'Customer Account ID' and 'Customer Name'. At the bottom are 'OK' and 'Cancel' buttons.